

ASPEN ACADEMY School Bus Safety

THINK SAFETY FIRST!

ASPEN
ACADEMY



- **RESPECT SELF**

- Stay out of the bus danger zone.
- When riding the bus, remain seated at all times.

- **RESPECT OTHERS**

- Keep hands, feet and belongings to yourself.
- Use quiet voices and be courteous.
- Follow the driver's instructions.

- **RESPECT PROPERTY**

- Bring only school-approved items on the bus.
- Be respectful of bus space and equipment.

**Know the Bus
Rules!**



- **RESPECT SELF**

- Stay out of the bus _____.
- When riding the bus, remain s_____ at all times.

- **RESPECT OTHERS**

- Keep h_____, f_____ and b_____ to yourself.
- Use _____ voices and be courteous.
- Follow the d_____ instructions.

- **RESPECT PROPERTY**

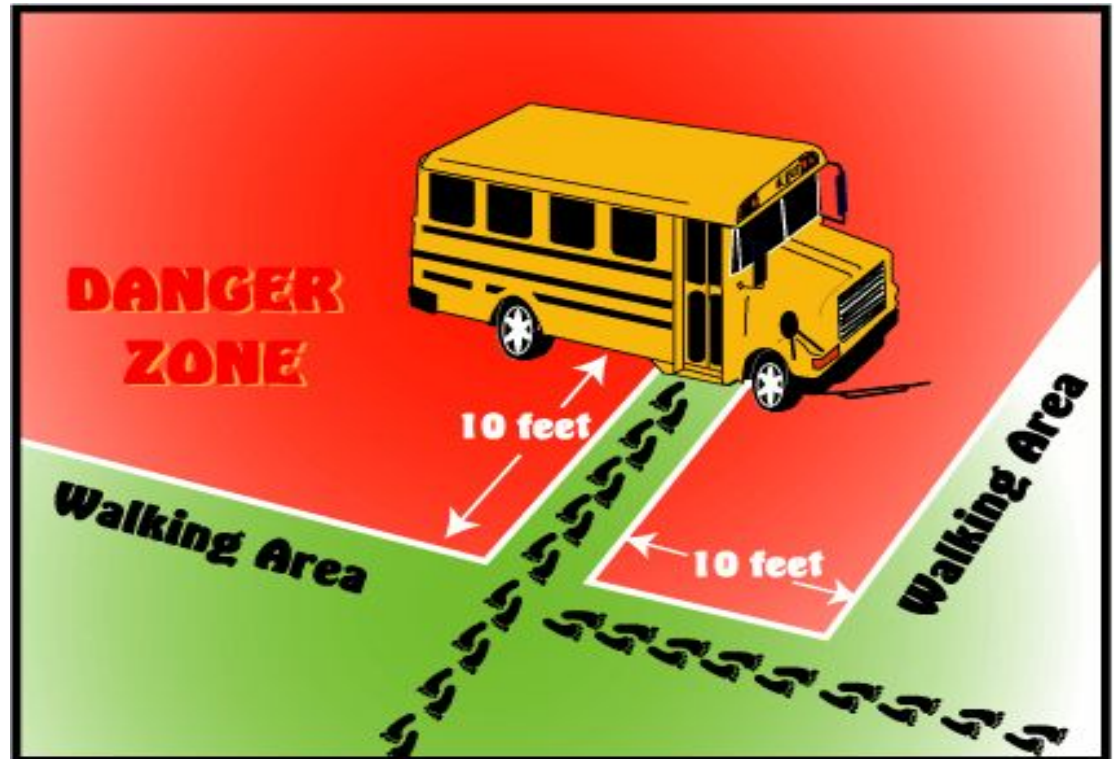
- Bring only s_____ -approved items on the bus.
- Be respectful of bus s_____ and e_____.

**Know the Bus
Rules!**



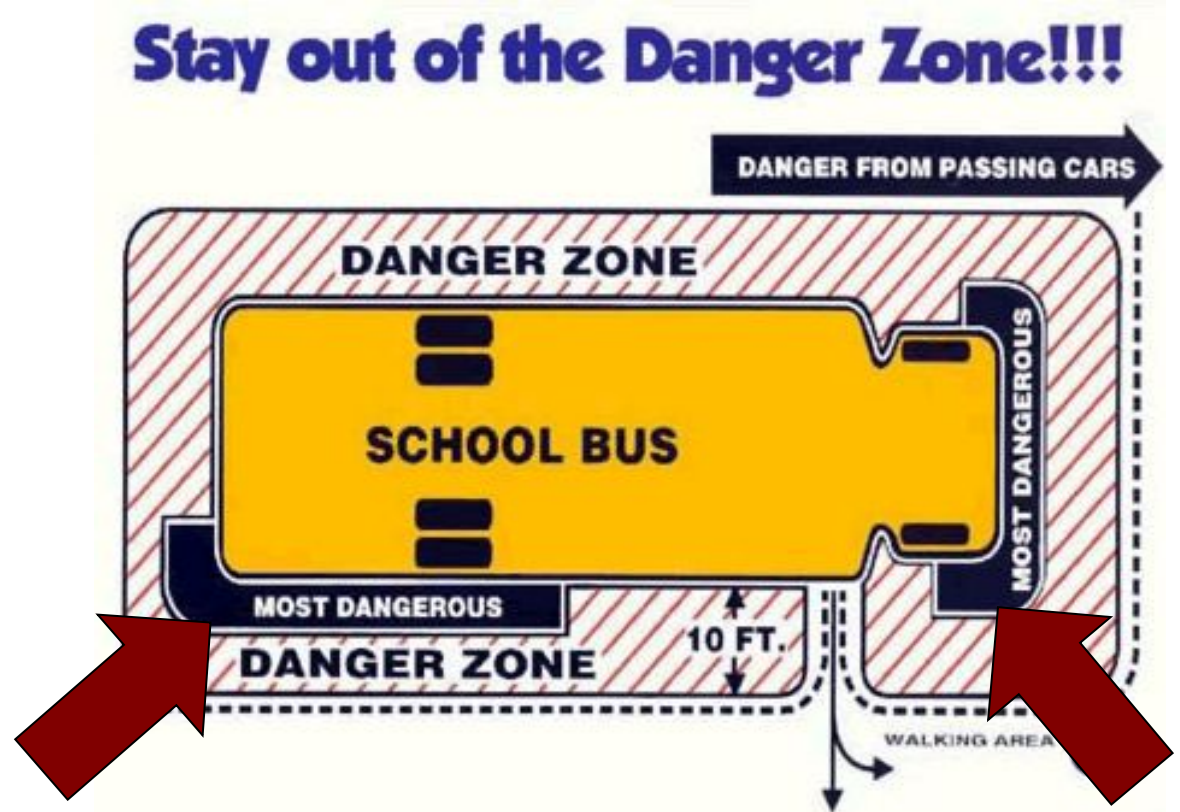
Be Safe: Know the Danger Zone!

- The “danger zone” is all the space within 10 feet around the bus.



Be Safe: Know the Danger Zone!

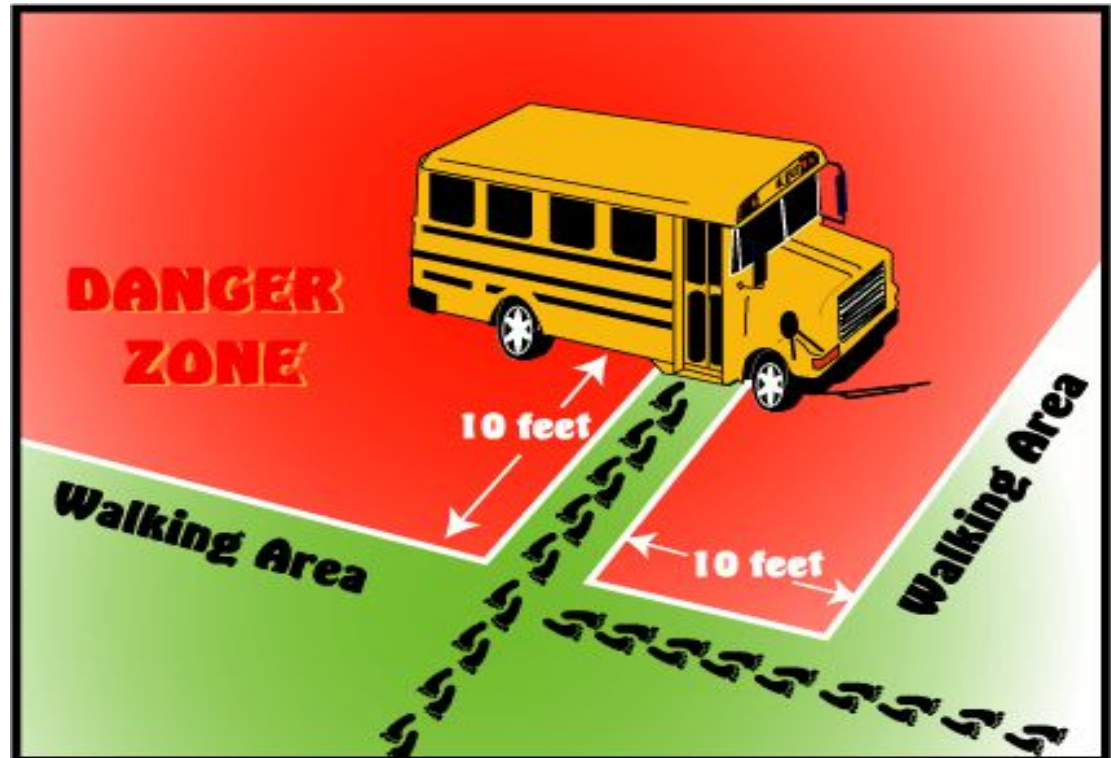
- The most dangerous areas are close to the tires and right in front of the bus.



REMEMBER! The driver can not see you in the “danger zone!”


Be Safe: Know the Danger Zone!

- Always cross in front of the bus. Wait for the driver to signal.
- Never enter the “danger zone” to pick up papers, mittens, balls, etc.



Be Safe: Know the Danger Zone!

- Put an **X** on the most dangerous places in the Danger Zone in this picture.
- What are two important points to remember about the Danger Zone?



Be Safe: Waiting for the Bus

- Dress for the weather
- Be on time – arrive no more than 10 minutes before the bus arrives



Be Safe: Waiting for the Bus

- Use respectful behaviors:
 - Keep hands/feet to self
 - Stay away from curb and off the road
 - Use respectful language
 - Stay at bus stop
- Wait for the bus to **STOP**, then get on.





**Do you
know how
to be safe
riding the
bus?**

Turn and Talk!



Be Safe: Riding the Bus

- When the door opens, enter the bus one at a time using the handrail.
- Younger students in front board first.



Be Safe: Riding the Bus

- **RESPECT SELF:**

- Go directly to your assigned seat and sit down.
- Backs to the back, seats to the seat, feet on the floor. (Sitting safe.)
- Keep your body inside the bus.



Be Safe: Riding the Bus

- **RESPECT OTHERS:**

- Use a quiet voice
- Keep hands and feet to self.
- Keep aisle clear
- Do not throw anything
- Your bus driver is in charge



Be Safe: Riding the Bus

- **RESPECT PROPERTY:**

- Take care of the bus.
- No eating or drinking on bus. (unless driver approved)
- Animals, weapons, and illegal drugs are **not** allowed.
- Do not tamper with bus safety equipment.



REMEMBER:
Riding the bus
is a privilege,
not a right.

If you want the
“right” keep
safety in sight!



What is important
to REMEMBER?

What is missing from this
sentence?

_____ the

bus is a

not a



What is the
difference
between
a **“right”** and
a **“privilege”**?



Be Safe: Leaving the Bus

- **RESPECT SELF:**

- Stay in your seat until the bus stops.
- Remember to take everything with you.
- Exit from front to back.



Be Safe: Leaving the Bus

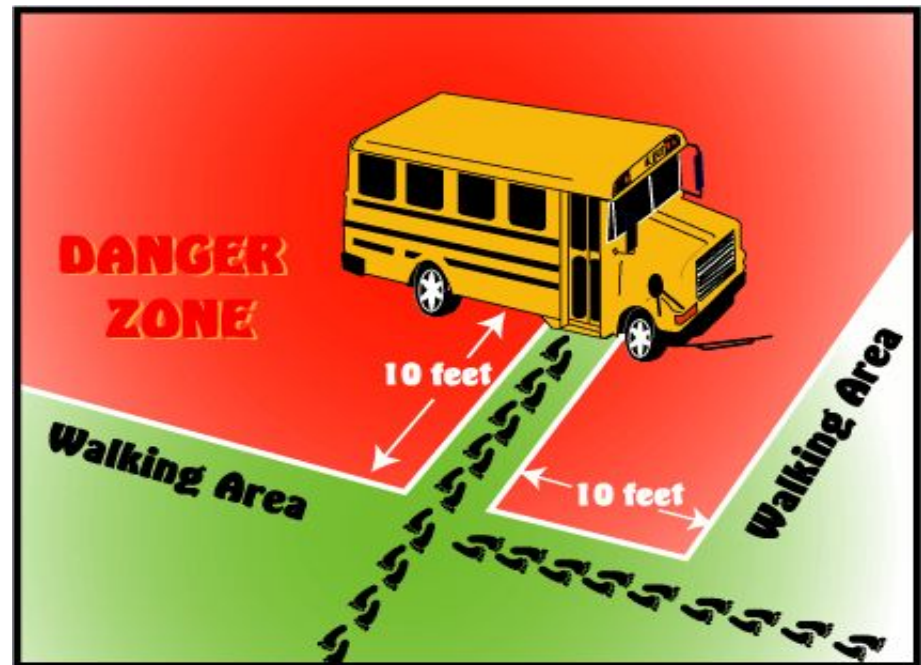
- **RESPECT OTHERS:**
 - Don't push or crowd.
 - Use the handrail.
 - Let younger students off first



Be Safe: Leaving the Bus

- **RESPECT SELF:**

- Quickly exit the “danger zone.”
- Look both ways and watch for the driver to signal before crossing in front of the bus.



Be Safe: Leaving the Bus

- **RESPECT SELF:**

- When arriving at school, go directly to your assigned area.
- After school, go directly home or to your designated after-school site.



Be Safe: Know Evacuation Procedures

- **There are three different evacuation plans:**
 - Using only the front service door
 - Using only the rear (or side) emergency door
 - Using both the service door & the emergency door



Be Safe: Know Evacuation Procedures

- **While Evacuating**

- Be quiet and wait for instruction
- Be alert, move quickly and leave personal belongings on the bus
- Keep your feet out of the aisle, go out seat by seat, alternating sides.
- Duck your head when going out the emergency door.



Be Safe: Know Evacuation Procedures



Be Safe: Know Evacuation Procedures

- **While Evacuating**

- After you are out of the door, move away from the bus as this clears the way for others to follow.
- Go a distance of at least 100 feet from the bus and remain there in a group until given further instructions by the driver.



Be Safe: Know the Consequences!

- **The school bus has rules and consequences just like a classroom.**
- **If the rules are not followed, these steps will be taken...**



Be Safe: Know the Consequences!

Level I Offenses

- Standing on the bus
- Yelling, excessive noise, mischief
- Eating, drinking, littering on the bus
- “Play fighting,” horseplay
- Pushing, shoving



What rule was broken?

RESPECT SELF

RESPECT OTHERS

RESPECT PROPERTY

Be Safe: Know the Consequences!

Offenses

- Teasing, profanity
- Smoking, Vape Pens
- Forms of insubordination
- Other offenses as reported by the bus driver



What rule was broken?

RESPECT SELF

RESPECT OTHERS

RESPECT PROPERTY

Be Safe: Know the Consequences!

- **PROGRESSIVE DISCIPLINE**

1st Notice- Warning

2nd Notice – Assigned Seat

3rd Notice - 3 day Suspension from bus

4th Notice – 5 day Suspension from bus

5th Notice - 10 day suspension from bus

6th Offense – School Year Suspension

***Administration reserves the right to use discretion in issuing consequences.**



Be Safe: Know the Consequences!

• Level 2 Offenses

- Hanging out of the windows
- Throwing of ANY object
- Fighting, physical aggression, assault
- Harassment, threats, bullying behavior
- Serious insubordination (where the student does NOT comply)
- Possession, use/distribution of chemicals or tobacco



What rule was broken?

RESPECT SELF

RESPECT OTHERS

RESPECT PROPERTY

Be Safe: Know the Consequences!

- **Level 2 Offenses**

- Vandalism to the bus
- Possession or use of any weapons
- Lighting of matches or other flame, fire items
- Unauthorized entrance/exit through emergency door
- Other illegal acts or offenses as reported by the driver



What rule was broken?

RESPECT SELF

RESPECT OTHERS

RESPECT PROPERTY

Be Safe: Know the Consequences!

- **Level 2 Consequences**

1st Offense - 1-3 day suspension

2nd Offense - 3-5 day suspension

3rd Offense - 5-10 day suspension

4th Offense - 10 day suspension

5th Offense - School year suspension



**Be Safe: Show what you know
about bus safety!**

**Complete
the quiz
on bus
safety.**



ASPEN ACADEMY School Bus Safety

THINK SAFETY!

ASPEN
ACADEMY

